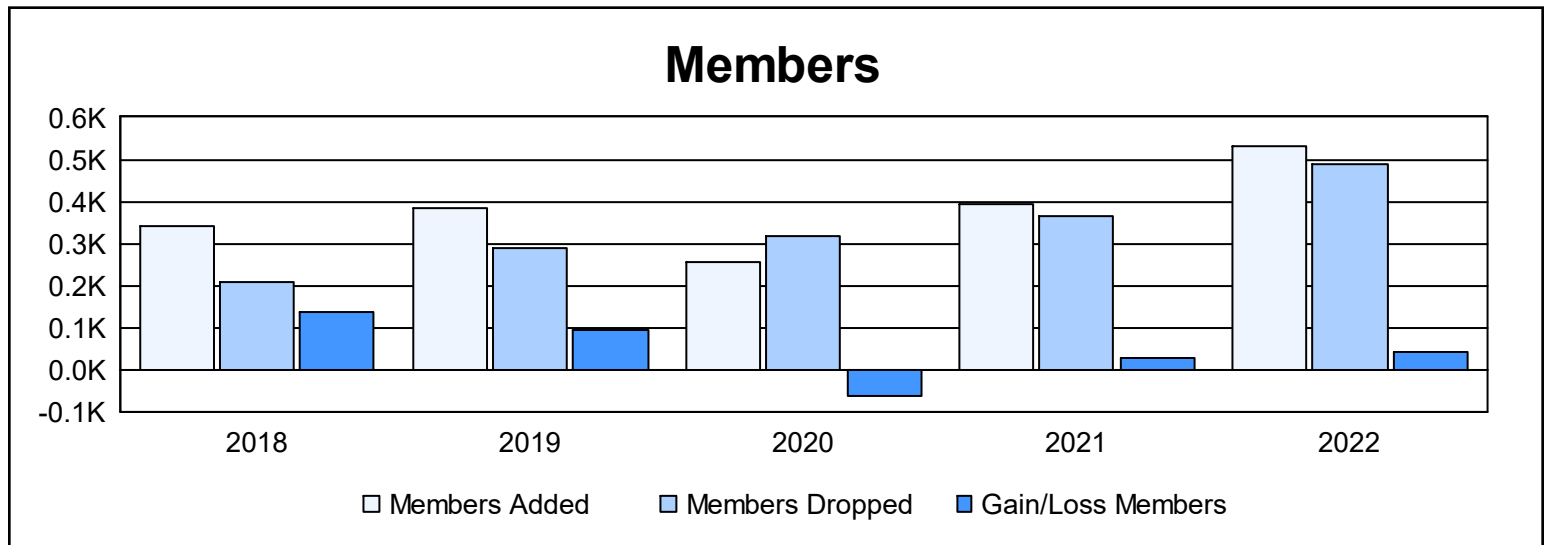
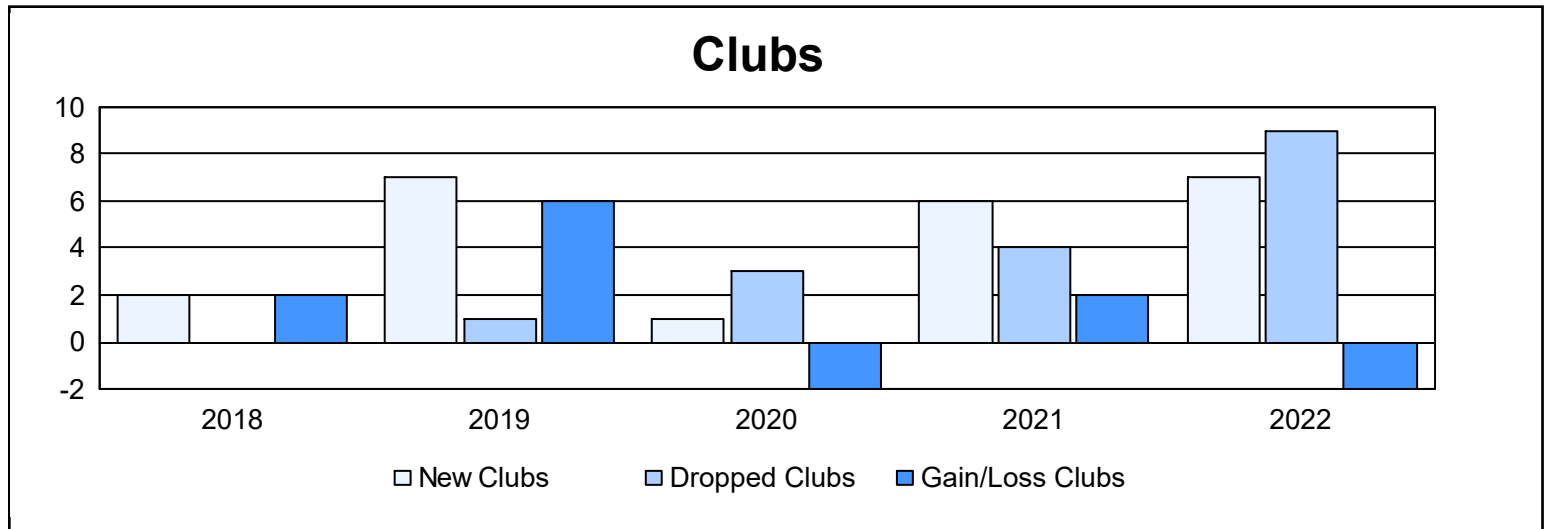
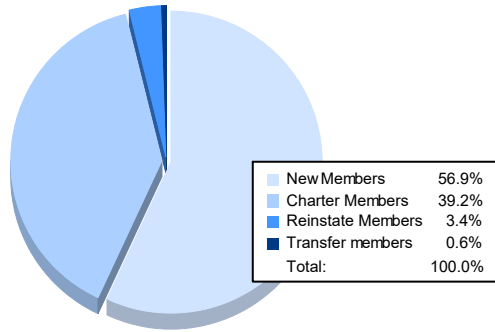


| Year           | New Clubs | Dropped Clubs | Gain/ Loss Clubs | New Members | Charter Members | Reinstate Members | Transfer Members | Total Member Added | Total Members Dropped | Gain/ Loss Members |
|----------------|-----------|---------------|------------------|-------------|-----------------|-------------------|------------------|--------------------|-----------------------|--------------------|
| 2017-2018      | 2         | 0             | 2                | 266         | 67              | 7                 | 1                | 341                | 206                   | 135                |
| 2018-2019      | 7         | 1             | 6                | 152         | 203             | 22                | 6                | 383                | 287                   | 96                 |
| 2019-2020      | 1         | 3             | -2               | 201         | 44              | 5                 | 4                | 254                | 317                   | -63                |
| 2020-2021      | 6         | 4             | 2                | 225         | 141             | 20                | 6                | 392                | 364                   | 28                 |
| 2021-2022      | 7         | 9             | -2               | 302         | 208             | 18                | 3                | 531                | 489                   | 42                 |
| <b>Average</b> | <b>5</b>  | <b>3</b>      | <b>1</b>         | <b>229</b>  | <b>133</b>      | <b>14</b>         | <b>4</b>         | <b>380</b>         | <b>333</b>            | <b>48</b>          |



### Membership Composition June 2022 Cumulative



### Gender Composition June 2022 Cumulative

